

Renaming Tracks/Files

This tutorial will try to guide you through to rename your tracks/files using the function "Disc Lookup Catalogs".

Disc Catalog Lookup

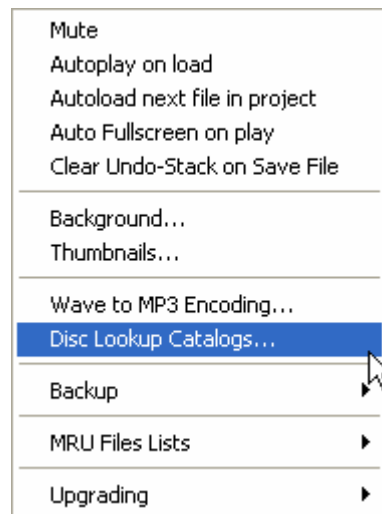
Introduction

There is a new feature in CDGFix 3.x Super called Disk Catalog Lookup, This feature makes it possible to

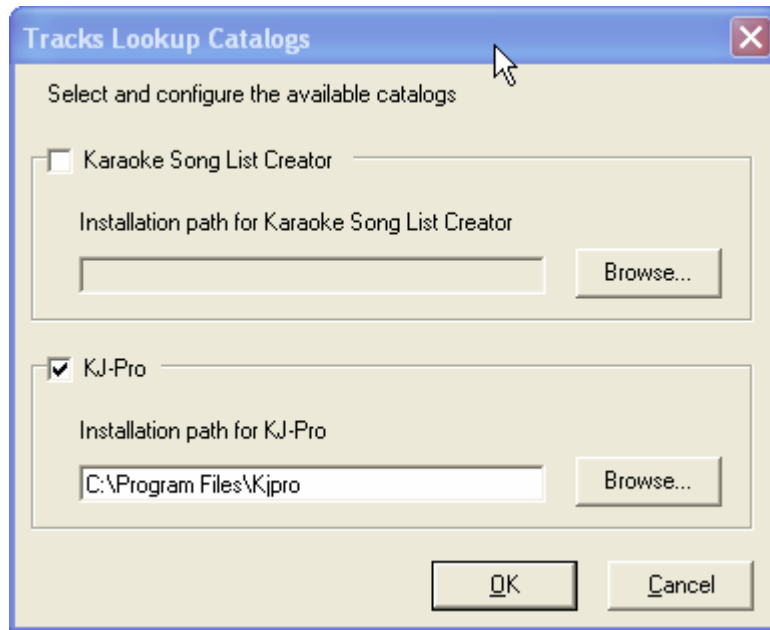
1. Rename your tracks/files after Airware "Karaoke Song list Creator" or KJPro after you have made a backup of your disc.
2. Naming your tracks with artist/title for use in Super CDG format.

In this tutorial we will try to guide you through rename your files by Airware "Karaoke Song list Creator" or KJPro

The Disc Catalog Lookup configuration window can you find under the Option Menu on the Main Menu.



The Catalog Lookup Configuration windows have two fields that need to be configured before we can start rename our tracks/files



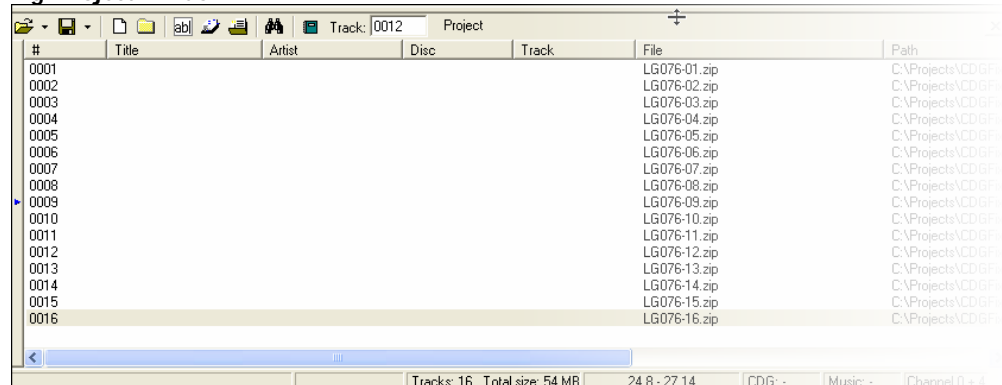
In these fields we select the actual path to Airware “Karaoke Song list Creator” or KJPro. In our example we use KJPro as our Disc Catalog Lookup application.

Are you are using both applications? Tick for both Airware “Karaoke Song list Creator” and KJPro.

Now when we have configured Disc Catalog Lookup we can load our unnamed tracks/files into CDGFix 3.X Super. Use Project/Add folder or Shortcut CTRL & F8

Here is the directory that has been made with the ripped disc tracks inside and has been loaded into the Project window.

Fig: Project Window



There are some criteria that needs to in place before we can rename our tracks/files. The file has to have a Disc Name and a Track Number in the file name.

In our example we have used Legend and our files that need to be renamed are named like LG076-01.zip. LG076 stands for Disc series and 01 is the track number.


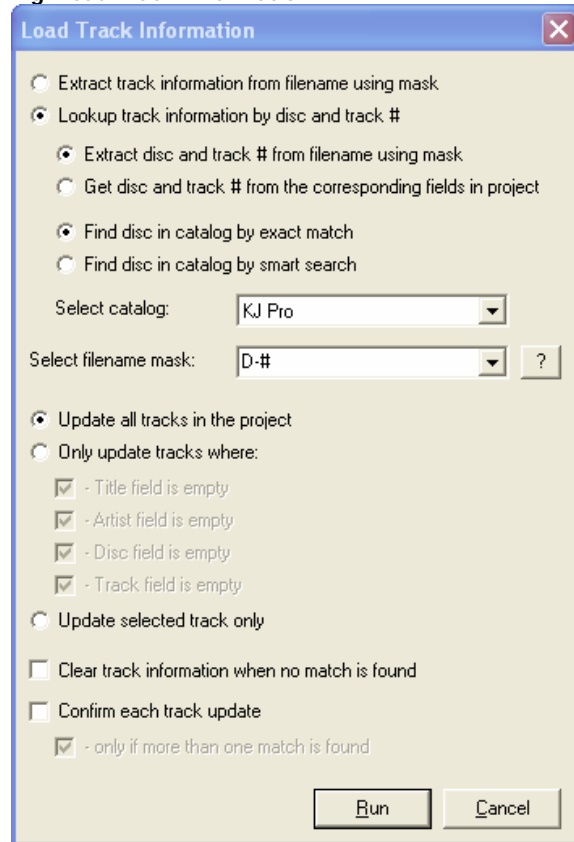
Select “load titles and artists from a selected source” icon  on the Project Window Toolbar. This brings up the Load Track Information window where we configure our settings for the lookup.

Fig: Load Track Information



There are several options here we can use but in this tutorial we use the following options.

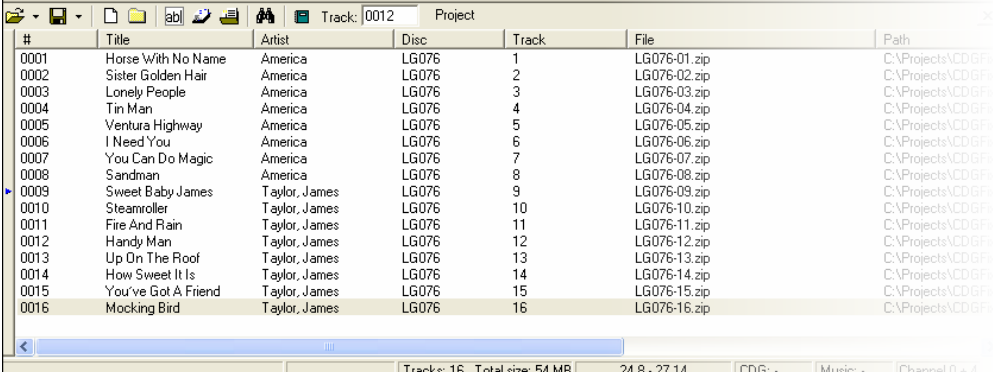
- Lookup track information by disc and track #
- Extract disc and track # from filename using mask.
- Find disc in catalog by exact match
- Select catalog, we configured only CDGFix 3.X Super to use KJPro earlier so the only choice we have here in dropdown list in KJPro.
- Update all tracks in the project.

Selecting a filename mask depends on how your files are named; in this tutorial we will use D-# (Disc-Track Number) because our files are named LG076-01.zip.

Click the button **“Run”**

CDGFix 3.X Super is now finished and filled out our missing information in the Project Window like # Title Artist Disc and Track

Fig: Project Window



| # | Title | Artist | Disc | Track | File | Path |
|------|---------------------|---------------|-------|-------|--------------|---------------------|
| 0001 | Horse With No Name | America | LG076 | 1 | LG076-01.zip | C:\Projects\CDGFix\ |
| 0002 | Sister Golden Hair | America | LG076 | 2 | LG076-02.zip | C:\Projects\CDGFix\ |
| 0003 | Lonely People | America | LG076 | 3 | LG076-03.zip | C:\Projects\CDGFix\ |
| 0004 | Tin Man | America | LG076 | 4 | LG076-04.zip | C:\Projects\CDGFix\ |
| 0005 | Ventura Highway | America | LG076 | 5 | LG076-05.zip | C:\Projects\CDGFix\ |
| 0006 | I Need You | America | LG076 | 6 | LG076-06.zip | C:\Projects\CDGFix\ |
| 0007 | You Can Do Magic | America | LG076 | 7 | LG076-07.zip | C:\Projects\CDGFix\ |
| 0008 | Sandman | America | LG076 | 8 | LG076-08.zip | C:\Projects\CDGFix\ |
| 0009 | Sweet Baby James | Taylor, James | LG076 | 9 | LG076-09.zip | C:\Projects\CDGFix\ |
| 0010 | Steamroller | Taylor, James | LG076 | 10 | LG076-10.zip | C:\Projects\CDGFix\ |
| 0011 | Fire And Rain | Taylor, James | LG076 | 11 | LG076-11.zip | C:\Projects\CDGFix\ |
| 0012 | Handy Man | Taylor, James | LG076 | 12 | LG076-12.zip | C:\Projects\CDGFix\ |
| 0013 | Up On The Roof | Taylor, James | LG076 | 13 | LG076-13.zip | C:\Projects\CDGFix\ |
| 0014 | How Sweet It Is | Taylor, James | LG076 | 14 | LG076-14.zip | C:\Projects\CDGFix\ |
| 0015 | You've Got A Friend | Taylor, James | LG076 | 15 | LG076-15.zip | C:\Projects\CDGFix\ |
| 0016 | Mocking Bird | Taylor, James | LG076 | 16 | LG076-16.zip | C:\Projects\CDGFix\ |

Tracks: 16 Total size: 54 MB 24.8 - 27.14 CDG: - Music: - Channel 0 x 4

CDGFix 3.X Super has now done a Disc Lookup and filled out our missing columns with Artist and Titles etc.


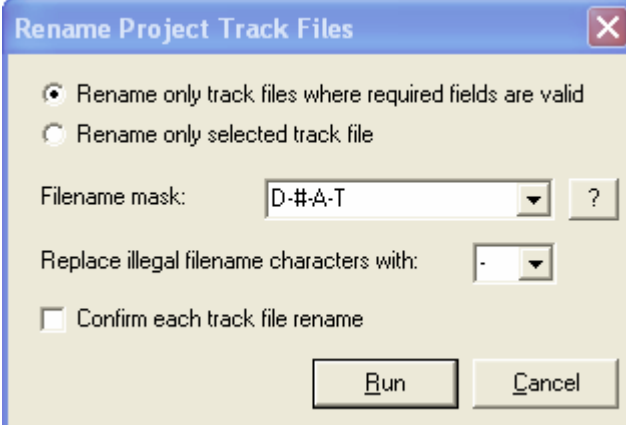
Select "Rename files in the project" icon  on the Project Window Toolbar. This brings up Rename Project Track Files window where we configure our settings for the name.

Fig: Rename Project Track Files



Rename Project Track Files

☒ Rename only track files where required fields are valid
☐ Rename only selected track file

Filename mask: ?

Replace illegal filename characters with:

☐ Confirm each track file rename

Run Cancel

Here can you specify several options like

- Confirm each track file rename

In this tutorial we want to add the following information to our tracks/file name Artist and Title. So basic we want our file to be renamed as LG076-01-Artist-Title.zip instead of LG076-01.zip

So in the Filename mask: field we add the following mask.

D-#-A-T

D=Disc #-Track A=Artist T=Title

CDGFix 3.X Super is now finished and all our tracks in the Project Window are now renamed after the mask we wanted. I.e. LG076-01-America-Horse with No Name.
Zip

| # | Title | Artist | Disc | Track | File | Path |
|------|---------------------|---------------|-------|-------|--|----------------|
| 0001 | Horse With No Name | America | LG076 | 1 | LG076-01-America-Horse With No Name.zip | C:\Project\... |
| 0002 | Sister Golden Hair | America | LG076 | 2 | LG076-02-America-Sister Golden Hair.zip | C:\Project\... |
| 0003 | Lonely People | America | LG076 | 3 | LG076-03-America-Lonely People.zip | C:\Project\... |
| 0004 | Tin Man | America | LG076 | 4 | LG076-04-America-Tin Man.zip | C:\Project\... |
| 0005 | Ventura Highway | America | LG076 | 5 | LG076-05-America-Ventura Highway.zip | C:\Project\... |
| 0006 | I Need You | America | LG076 | 6 | LG076-06-America-I Need You.zip | C:\Project\... |
| 0007 | You Can Do Magic | America | LG076 | 7 | LG076-07-America-You Can Do Magic.zip | C:\Project\... |
| 0008 | Sandman | America | LG076 | 8 | LG076-08-America-Sandman.zip | C:\Project\... |
| 0009 | Sweet Baby James | Taylor, James | LG076 | 9 | LG076-09-Taylor, James-Sweet Baby James.zip | C:\Project\... |
| 0010 | Steamroller | Taylor, James | LG076 | 10 | LG076-10-Taylor, James-Steamroller.zip | C:\Project\... |
| 0011 | Fire And Rain | Taylor, James | LG076 | 11 | LG076-11-Taylor, James-Fire And Rain.zip | C:\Project\... |
| 0012 | Handy Man | Taylor, James | LG076 | 12 | LG076-12-Taylor, James-Handy Man.zip | C:\Project\... |
| 0013 | Up On The Roof | Taylor, James | LG076 | 13 | LG076-13-Taylor, James-Up On The Roof.zip | C:\Project\... |
| 0014 | How Sweet It Is | Taylor, James | LG076 | 14 | LG076-14-Taylor, James-How Sweet It Is.zip | C:\Project\... |
| 0015 | You've Got A Friend | Taylor, James | LG076 | 15 | LG076-15-Taylor, James-You've Got A Friend.zip | C:\Project\... |
| 0016 | Mocking Bird | Taylor, James | LG076 | 16 | LG076-16-Taylor, James-Mocking Bird.zip | C:\Project\... |

Tracks: 16 Total size: 54 MB 24.8 - 27.14 CDG: - Music: - Channel 0 + 4

©CDGFix Crew 2005